

Test
Iowa

IDPH
IOWA Department
of PUBLIC HEALTH

IOWA
State Hygienic Laboratory

Patient Instructions

COVID-19 At-Home Test Kit

Saliva Sample for Diagnostic Testing

The State Hygienic Laboratory is a CLIA certified laboratory.

Prior to Collection




Do not remove plastic film from funnel lid. Do not eat, drink, smoke, chew gum, or chew tobacco for **30 minutes** before giving your saliva sample. Do not discard box. Box will be used to ship collected sample to the laboratory.



A | Saliva Collection


1 Spit into funnel until the amount of liquid (not bubbles) reaches the solid black line.



**Test
Iowa**

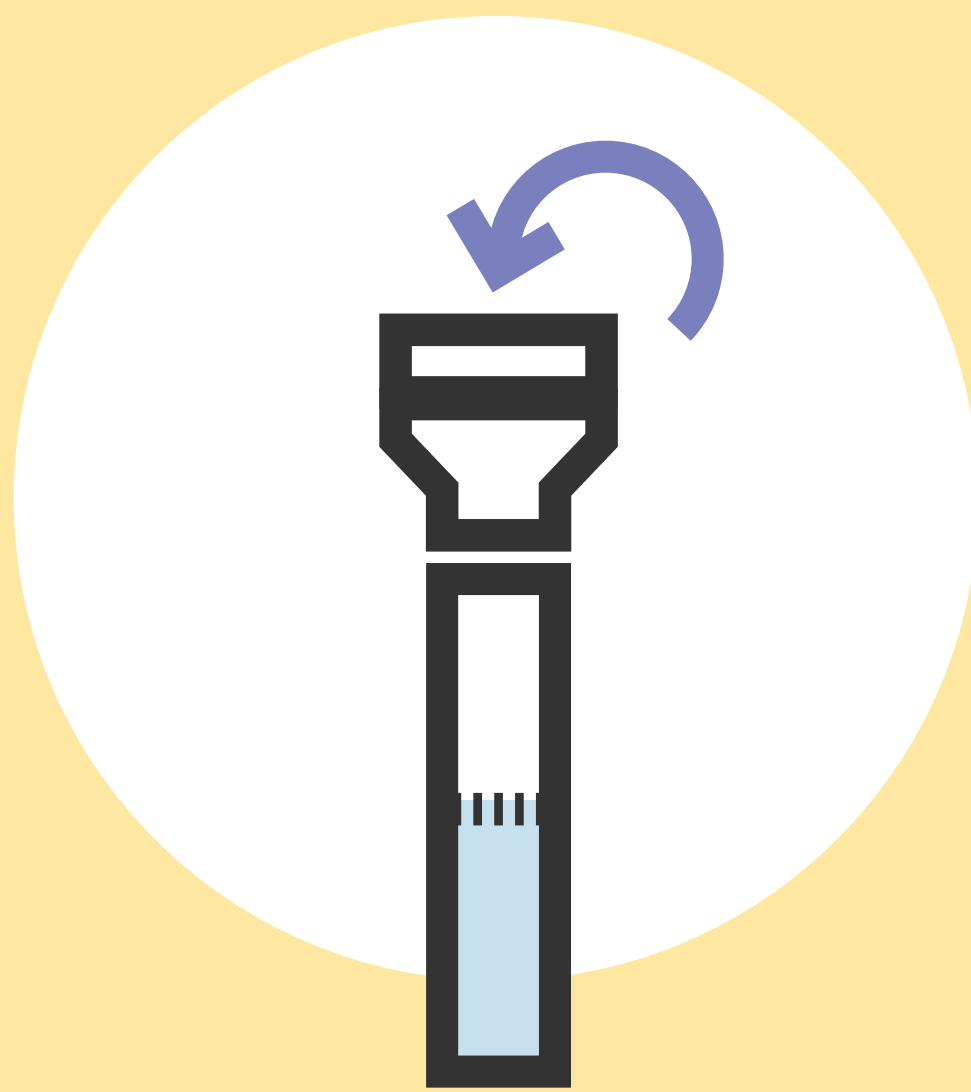
IDPH
IOWA Department
of PUBLIC HEALTH

IOWA
State Hygienic Laboratory



A | Saliva Collection

- 2** Hold the tube upright with one hand. **Close the funnel lid** with the other hand by firmly pushing the lid until you hear a loud click. The liquid in the lid will be released into the tube to mix with the saliva. **Make sure lid is closed tightly.**



Test
Iowa

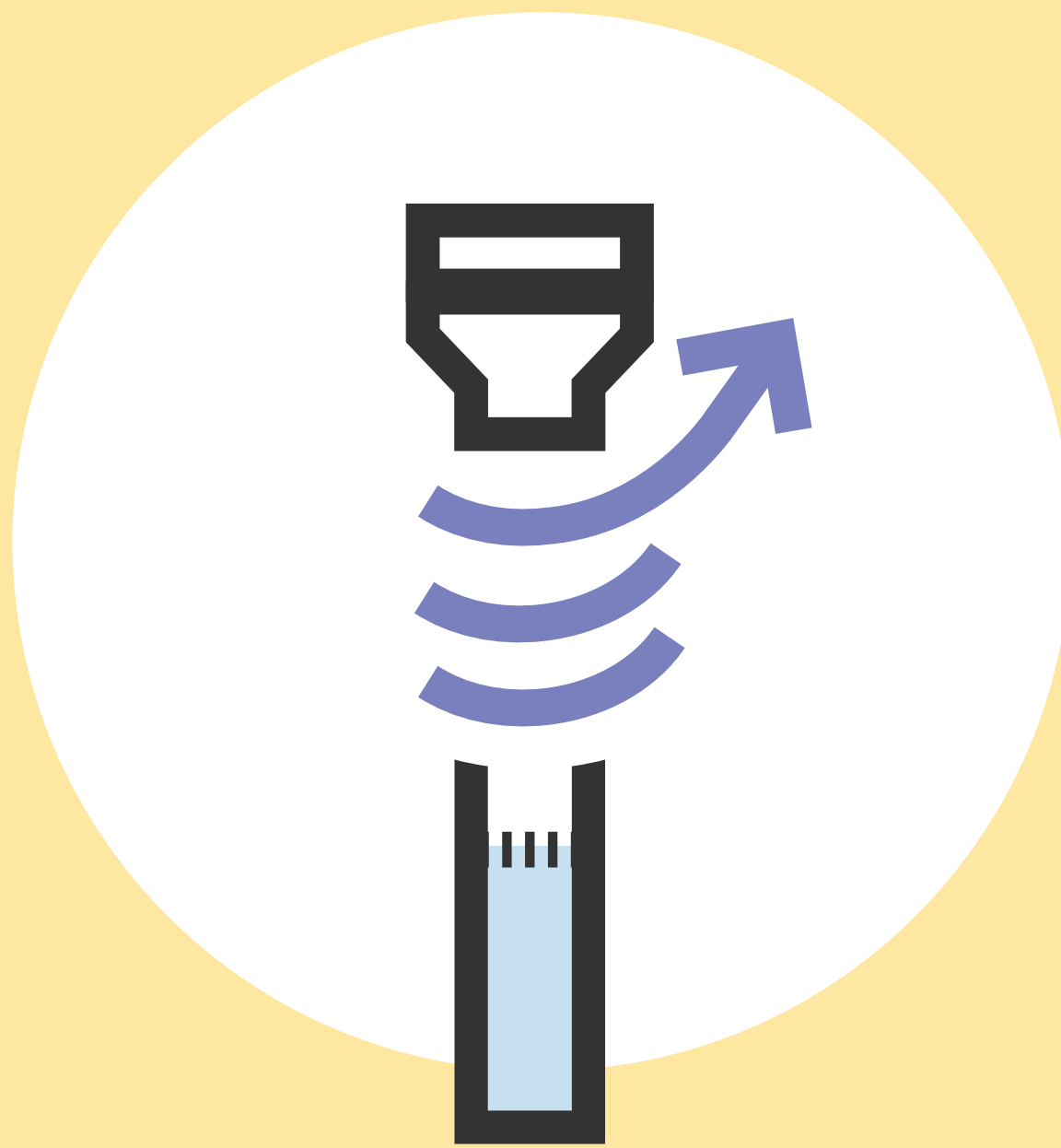
IDPH
IOWA Department
of PUBLIC HEALTH

IOWA
State Hygienic Laboratory



A | Saliva Collection


3 Hold the tube upright. **Unscrew the funnel from the tube.**



Test
Iowa

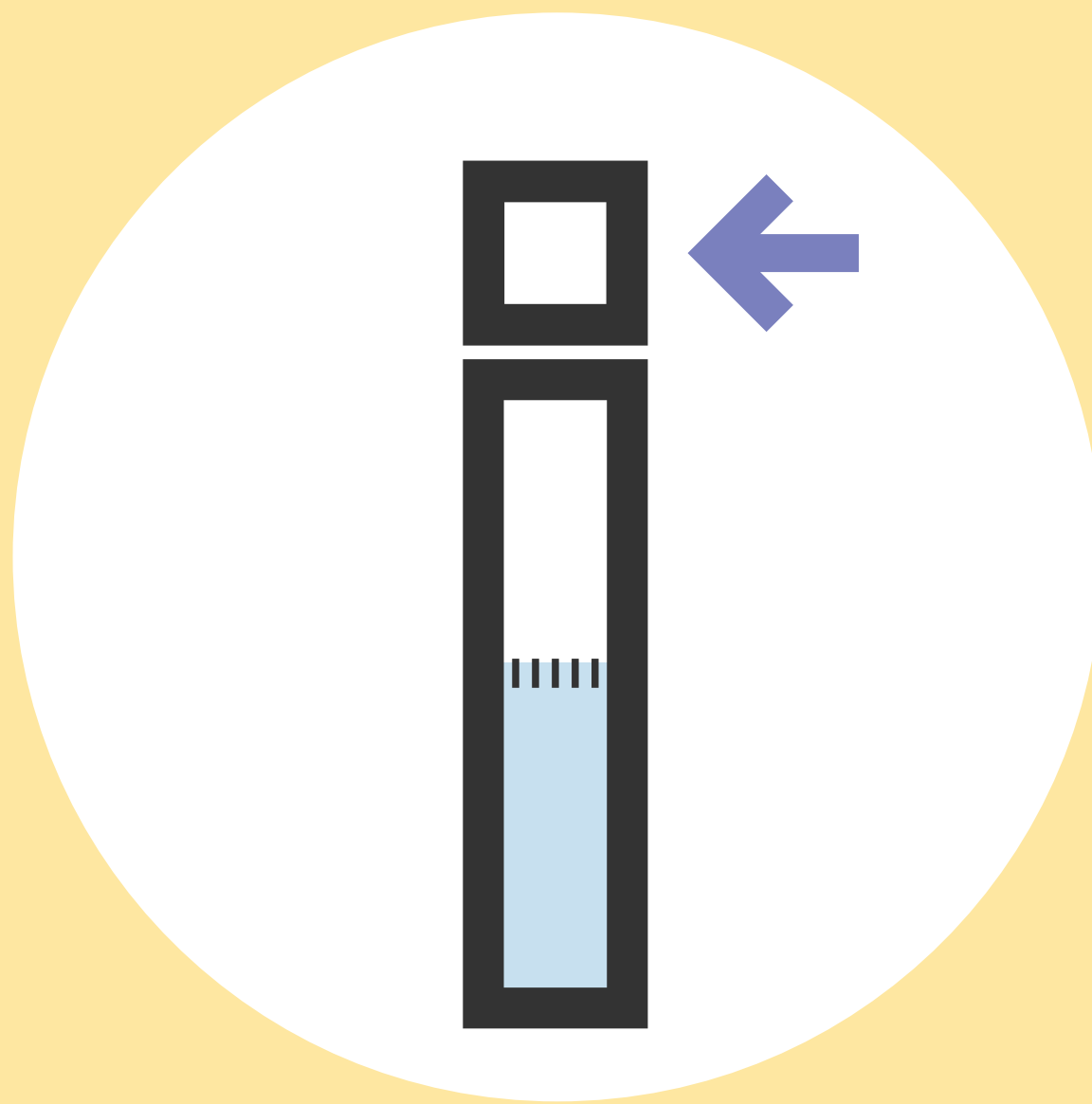
IDPH
IOWA Department
of PUBLIC HEALTH

IOWA
State Hygienic Laboratory



A | Saliva Collection

4 Use the **small cap** to close the tube tightly.



Test
Iowa

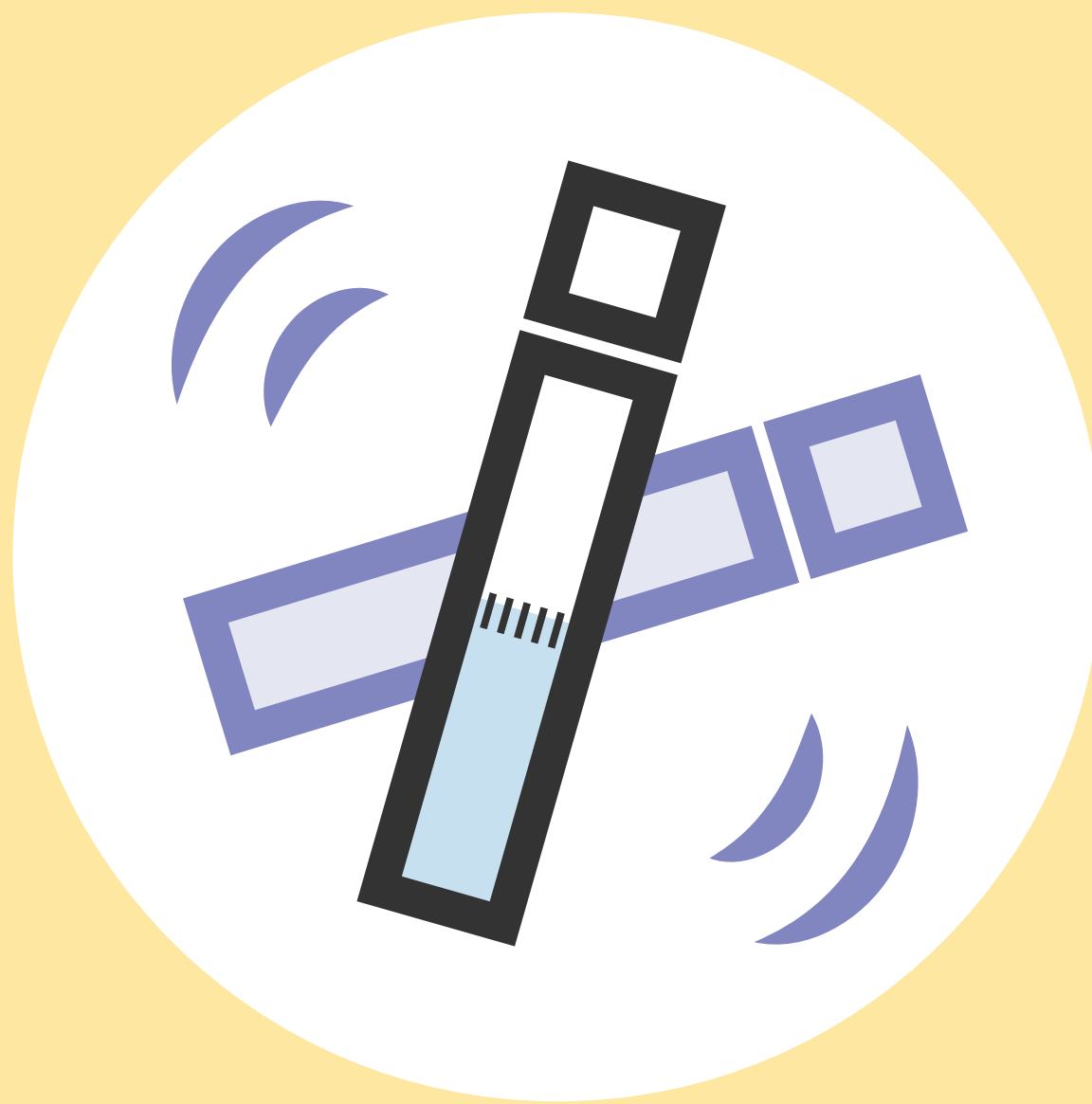
IDPH
IOWA Department
of PUBLIC HEALTH

IOWA
State Hygienic Laboratory



A | Saliva Collection


5 **Shake** the capped tube for **5 seconds**.
Discard or recycle the funnel.



Test
Iowa

IDPH
IOWA Department
of PUBLIC HEALTH

IOWA
State Hygienic Laboratory



B | Label Your Sample

Your kit includes a bar code on sticker paper.


- 1** Write your first & last name and date of birth on the sticker. Please match the information you will provide for at online registration at the end.



**Test
Iowa**

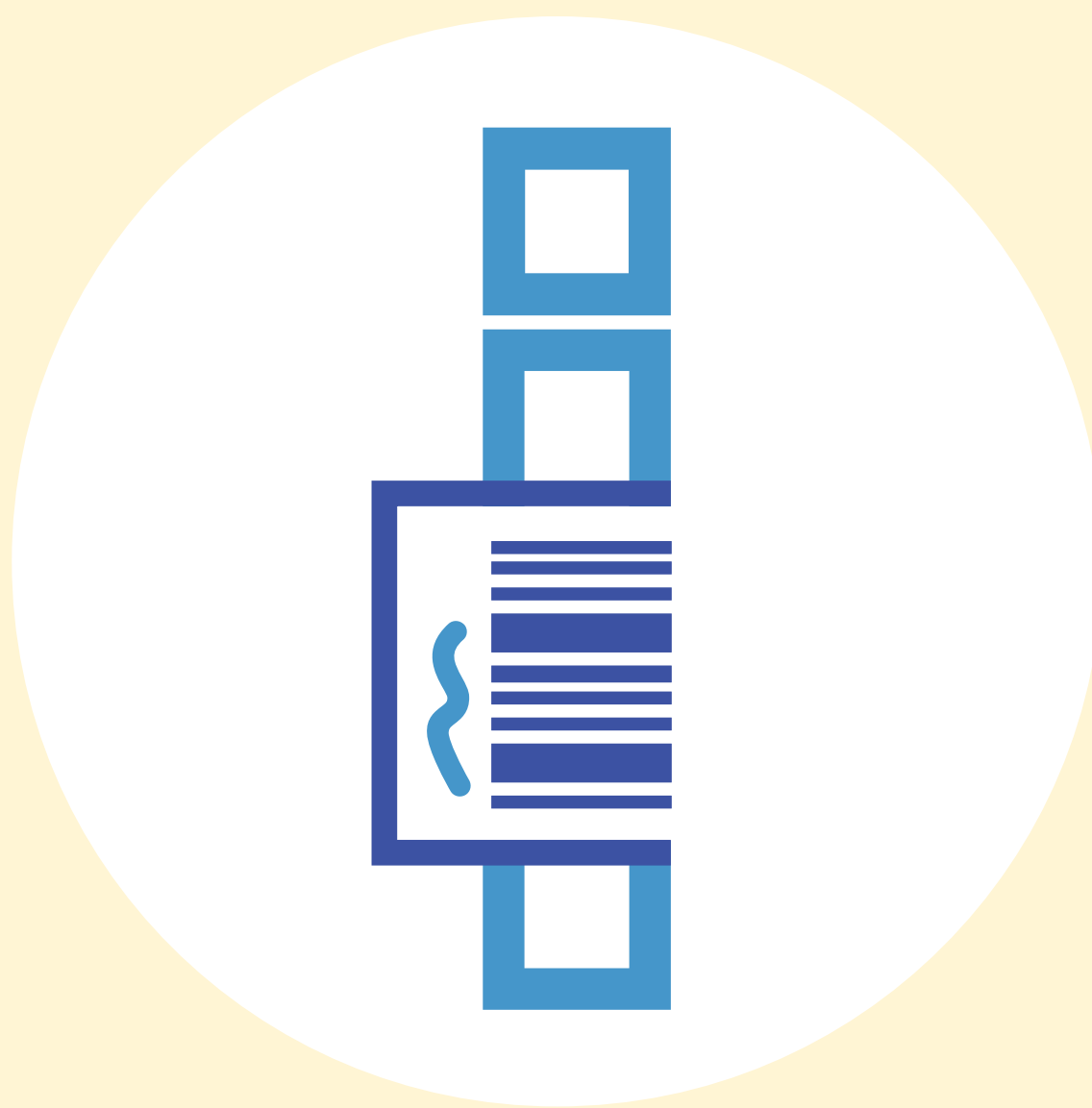
IDPH
IOWA Department
of PUBLIC HEALTH

IOWA
State Hygienic Laboratory



B | Label Your Sample


2 Place the sticker on the sample tube as shown. You must stick the label on your plastic tube before returning to lab.



Test
Iowa

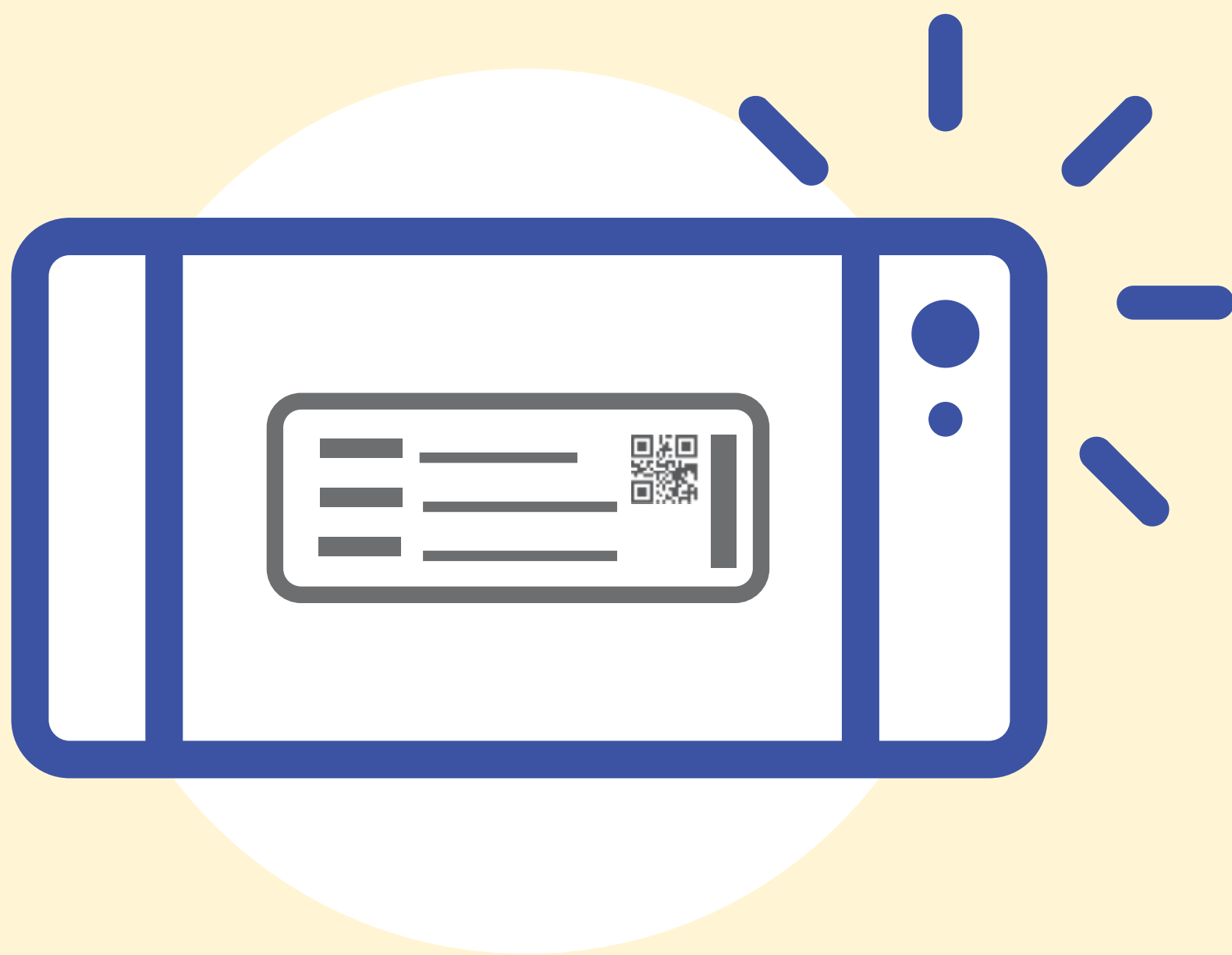
IDPH
IOWA Department
of PUBLIC HEALTH

IOWA
State Hygienic Laboratory



B | Label Your Sample


3 Write down or take a picture of your test kit ID number for reference.



**Test
Iowa**

IDPH
IOWA Department
of PUBLIC HEALTH

IOWA
State Hygienic Laboratory



C | Return


- 1 Place your sample tube into the orange bag with the absorbent pad. Seal the bag. **Place the bag into the original shipping box and close the lid.**



Test
Iowa

IDPH
IOWA Department
of PUBLIC HEALTH

IOWA
State Hygienic Laboratory



C | Return


2 Place the UPS return shipping label on the center of the shipping bag. Do not cover the UN3373 label. Keep the UPS Return Service Customer Receipt as your tracking record.



Test
Iowa

IDPH
IOWA Department
of PUBLIC HEALTH

IOWA
State Hygienic Laboratory



C | Return

3


Place the box that contains the sample into the shipping bag.

4

Pull the strip on the shipping bag and seal by folding over.

5


Immediately ship the package through UPS or visit [Testlowa.com](https://www.testlowa.com) to identify a drop off location.



**Test
lowa**

IDPH
IOWA Department
of PUBLIC HEALTH

IOWA
State Hygienic Laboratory





ACTIVATE YOUR KIT
SO WE CAN
PROVIDE
TEST RESULTS

*After clicking the button,
please scroll down and click Accept,
then follow the instructions to activate.*

Activate here

**Test
Iowa**

IDPH
IOWA Department
of PUBLIC HEALTH

IOWA
State Hygienic Laboratory

Safety Information

SAFETY INFORMATION

Children under 12 should be supervised.

Do not clean with any substance containing bleach.

Do not use if kit is expired.

Cap choking hazard. Keep out of reach of children. Wash with water if liquid solution comes in contact with eyes or skin. DO NOT INGEST LIQUID.

This kit is designed for the collection of human saliva samples.

This self-sample collection device has not been FDA cleared or approved.

This self-sample collection device has been authorized by FDA under an emergency use authorization (EUA).

This self-sample collection device has been authorized only for the collection and maintenance of saliva specimens as an aid in the detection of nucleic acid from SARS-CoV-2, not for any other viruses or pathogens.

This self-sample collection device is only authorized for the duration of the declaration that circumstances exist justifying the authorization of emergency use in vitro diagnostic test for detection and/or diagnosis of COVID-19 under Section 564(b)(1) of the Act, 21 U.S.C. 360bbb-3(b), unless authorization is terminated or revoked sooner.

Materials assigned to Biological Substances, Category B (UN3373) are human specimens, in this case saliva, that present a low risk in the event of breakage. The Omnigene saliva kit requires that a UN3373 Biological Substances label is affixed to the package when being transported for the purpose of diagnostic testing.