

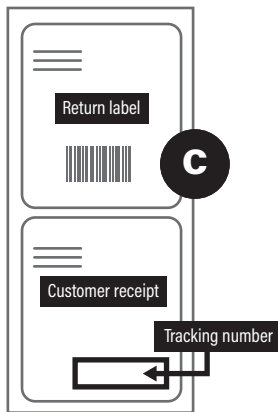
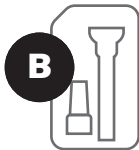
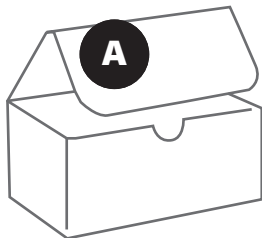


DIAGRAM

- A** Shipping box
- B** Test tube kit
- C** Return label and customer receipt
- D** Orange sealable plastic specimen bag with absorbent pad
- E** Folded instructions pamphlet
- F** Return shipping bag
- G** Test Kit ID Label

*If any items in your kit are missing, please call
1-833-286-8378*



Test
Iowa

IDPH
IOWA Department
of PUBLIC HEALTH

IOWA
State Hygienic Laboratory

Patient Instructions

COVID-19 At-Home Test Kit

Saliva Sample for Diagnostic Testing

The State Hygienic Laboratory is a CLIA certified laboratory.

Prior to
Collection



Do not eat, drink, smoke, or chew gum for **30 minutes** before giving your saliva sample. Do not discard box. Box will be used to ship collected sample to the laboratory.



A | Sample Collection

1 **Activate your
kit online at
Testlowa.com**

Testlowa.com

**Test
lowa**

IDPH
IOWA Department
of PUBLIC HEALTH


IOWA
State Hygienic Laboratory



A | Sample Collection

2 Layout all items from the box and verify with DIAGRAM.

If anything is missing please
CALL 1-833-286-8378



Test
Iowa

IDPH
IOWA Department
of PUBLIC HEALTH

IOWA
State Hygienic Laboratory



A | Sample Collection

3 With the funnel, fill the tube with saliva (not including bubbles) to the black wavy line. Do not overfill.



**Test
Iowa**

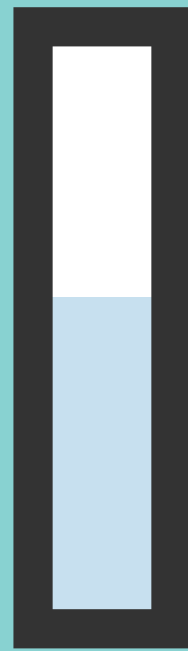
IDPH
IOWA Department
of PUBLIC HEALTH

IOWA
State Hygienic Laboratory



A | Sample Collection

4 Replace the funnel with the fluid cap.



**Test
Iowa**


IDPH
IOWA Department
of PUBLIC HEALTH

IOWA
State Hygienic Laboratory



A | Sample Collection

5 Firmly tighten cap to release the blue stabilizing solution.



**Test
Iowa**


IDPH
IOWA Department
of PUBLIC HEALTH

IOWA
State Hygienic Laboratory



A | Sample Collection

6 Shake the tube for at least 5 seconds to thoroughly mix.



Test
Iowa

IDPH
IOWA Department
of PUBLIC HEALTH

IOWA
State Hygienic Laboratory



B | Label Your Sample

Your kit includes a bar code on sticker paper.


- 1** Write your first & last name and date of birth on the sticker. Please match the information provided on your online registration.



Test
Iowa

IDPH
IOWA Department
of PUBLIC HEALTH

IOWA
State Hygienic Laboratory



B | Label Your Sample


2 Place the sticker on the sample tube.



Test
Iowa

IDPH
IOWA Department
of PUBLIC HEALTH

IOWA
State Hygienic Laboratory



C | Return

IMPORTANT:


*You must activate your
your kit before returning
to the lab.*

*Only return the sealed sample tube
with your saliva as directed...*

**Test
Iowa**

IDPH
IOWA Department
of PUBLIC HEALTH

IOWA
State Hygienic Laboratory



C | Return


- 1 Place your sample tube into the orange bag with the absorbent pad. Seal the bag. Place the bag into the original shipping box and close the lid.



Test
Iowa

IDPH
IOWA Department
of PUBLIC HEALTH

IOWA
State Hygienic Laboratory



C | Return


2 Place the UPS return shipping label on the center of the shipping bag. Keep the UPS Return Service Customer Receipt as your tracking record.



Test
Iowa

IDPH
IOWA Department
of PUBLIC HEALTH

IOWA
State Hygienic Laboratory



C | Return

3 Place the box that contains the sample into the shipping bag.

4 Pull the strip on the shipping bag and seal by folding over.


5 Immediately mail the shipping bag through UPS.



Test
Iowa

IDPH
IOWA Department
of PUBLIC HEALTH

IOWA
State Hygienic Laboratory



SAFETY INFORMATION

Children under 12 should be supervised.

Do not clean with any substance containing bleach.

Do not use if kit is expired.

Cap choking hazard. Keep out of reach of children. Wash with water if liquid solution comes in contact with eyes or skin. DO NOT INGEST LIQUID.

This kit is designed for the collection of human saliva samples.

This self-sample collection device has not been FDA cleared or approved.

This self-sample collection device has been authorized by FDA under an emergency use authorization (EUA).

This self-sample collection device has been authorized only for the collection and maintenance of saliva specimens as an aid in the detection of nucleic acid from SARS-CoV-2, not for any other viruses or pathogens.

This self-sample collection device is only authorized for the duration of the declaration that circumstances exist justifying the authorization of emergency use in vitro diagnostic test for detection and/or diagnosis of COVID-19 under Section 564(b)(1) of the Act, 21 U.S.C. 360bbb-3(b), unless authorization is terminated or revoked sooner.